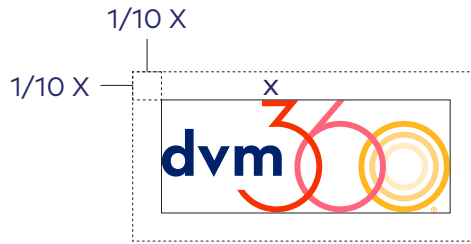


MINIMUM SIZE AND PROXIMITY ZONE











Minimum size

Minimum size for this logo is 1½" wide. Below this size, the logo becomes difficult to read.

Proximity zone

The logo must have a clear zone maintained around it at all times. Type, images and other graphics must be placed away from the logo at a distance greater than or equal to one-tenth of the width of the logo.

LOGO USAGE

<p>RESIZING If the logo is scaled to X% horizontally, it must also be scaled to X% vertically.</p>	 <p>NEVER stretch the logo</p>	 <p>ALWAYS scale proportionally</p>
<p>STRUCTURE The size relationships and positions between the dvm and the 360 have all been carefully set and should not be altered.</p>	 <p>NEVER alter the size and position of separate elements of the logo</p>	 <p>ALWAYS use the logo as it was designed</p>
<p>BACKGROUND The dvm360® logo needs to be visible on the background. The logo should not be altered to become visible on a non-contrasting background. The dvm360® logo should never be reversed out of a dark background. Please use the reversed out logo instead.</p>	 <p>NEVER add drop shadows or a glow to the logo</p>	 <p>ALWAYS use the logo as it was designed</p>
	 <p>NEVER use a background color where the logo is unreadable</p>	 <p>ALWAYS use the reversed out logo when using a dark background</p>